

VHR 150

Heat Recovery Ventilator

Product #: 99203



One of Fantech's most popular HRV for home projects, the VHR 150 is designed for higher static pressure applications. The unit brings a continuous supply of fresh air into a home while exhausting an equal amount of contaminated air. During winter, fresh incoming air is tempered by the heat that is transferred from the outgoing air so you save on energy costs, while during summer, the incoming air is pre-cooled if the house is equipped with an air cooling system. The VHR 150 is equipped with automatic defrost mechanisms so you can use your HRV all year long.

Features

- Airflow up to 159 CFM (75 L/s) @ 0,4" P_S (100 Pa)
- 6" (152mm) oval duct connections with integrated airflow measurement
- Compact design, only 23.75" (603 mm) wide
- Fans with backward curved RadiCAL blade
- Electrostatic filters (washable)
- Aluminum heat recovery core
- Removable screw terminal for easy connection
- Easy Core Guide Channels For Removing Core
- Only weighs 45 lbs (20Kg)

Optional Controls

- ECO-Touch™ (#44929) — Programmable Touch Screen Wall Control
- EDF7 (#44883) — Electronic multi-function dehumidistat
- EDF1 (#40375) — Multi-function control
- RTS5 (#44794) — 20/40/60 minute over-ride
- RTS2 (#40164) — 20 minute over-ride
- MDEH1 (#40172) — Dehumidistat

Specifications

- Duct size — 6" (152 mm) oval
- Voltage/Phase — 120/1
- Power rated — 156 W
- Amp — 1.2 A
- Average airflow — 159 cfm (75 L/s)
@ 0.4" P_S (100Pa)

Fans

Two (2) factory-balanced fans with backward curved blades. Motors come with permanently lubricated, sealed ball-bearings to guarantee long life and maintenance-free operation.

Heat Recovery Core

Aluminum heat recovery core covered by a limited lifetime warranty. Core dimensions are 9" x 9" (229 x 229 mm) with a 15" (381 mm) depth. Our heat exchangers are designed and manufactured to withstand extreme temperature variations.

Defrost

A preset defrost sequence is activated at an outdoor air temperature of 23°F (-5°C) and lower. During the defrost sequence, the supply blower shuts down & the exhaust blower switches into high speed to maximize the effectiveness of the defrost strategy. The unit then returns to normal operation, and continues cycle.

Serviceability

Core, filters, fans, drain pan and electrical panel can be accessed easily from the access panel. Core conveniently slides out with only 17" (432 mm) clearance.

Case

24 gauge galvanized steel. Baked powder coated paint.

Insulation

Cabinet is fully insulated with 1" (25 mm) foil-face high density expanded polystyrene.

Filters

Two (2) washable electrostatic panel type air filters 8.5" (216mm) x 15" (380 mm) x 0.125" (3mm).

Controls

External three (3) position (Low/Stand By/Medium) rocker switch that will offer continuous ventilation. Fantech offers a variety of external controls. (see controls)

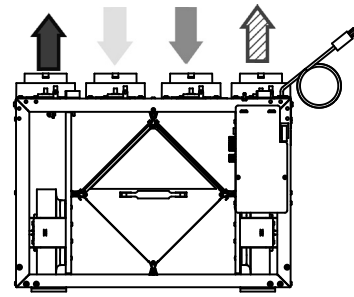
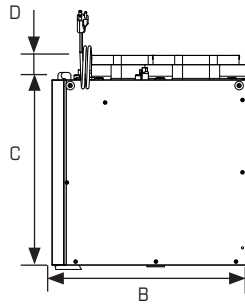
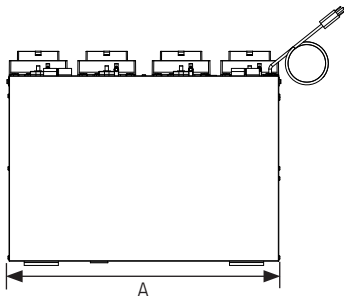
Installation

Unit is typically hung by using installation kit supplied with unit. Mounting bolts provided on top four (4) corners of unit.

Warranty

Limited lifetime on aluminum core, 7 year on motors, and 5 year on parts.

Dimensions & Airflow



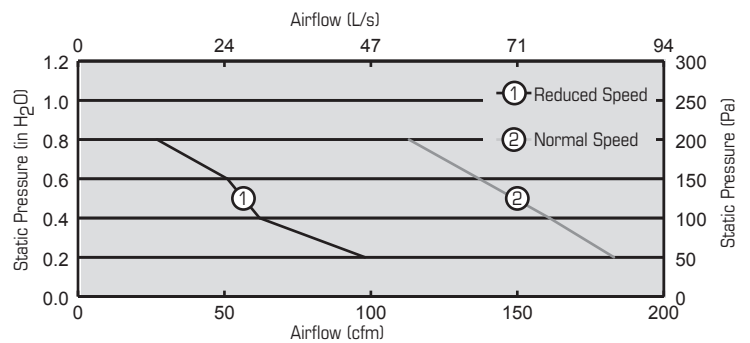
- fresh air to inside
- fresh air from outside
- stale air from inside
- stale air to outside

Model	A		B		C		D	
	in	mm	in	mm	in	mm	in	mm
VHR150	23 3/4	603	17 3/16	437	16 1/4	413	2 3/16	56

Clearance of 17" (432 mm) in front of the unit is recommended for removal of core. All units feature three foot plug-in power cord with 3-prong plug.

Ventilation Performance

in.wg. (Pa)	0.2 (50)	0.4 (100)	0.6 (150)	0.8 (200)	1.0 (250)
	cfm (L/s)	cfm (L/s)	cfm (L/s)	cfm (L/s)	cfm (L/s)
Net supply airflow	182 (96)	159 (75)	128 (60)	101 (48)	88 (42)
Gross supply airflow	186 (88)	162 (77)	130 (62)	103 (48)	90 (42)
Gross exhaust airflow	187 (88)	165 (78)	140 (66)	114 (54)	86 (41)



Energy performance

Heating	Supply temperature		Net airflow		Consumed power	Sensible recovery efficiency	Apparent sensible effectiveness	Latent recovery/moisture transfer
	°F	°C	cfm	L/s	W	%	%	-
	32	0	85	40	70	61	76	-0.02
	32	0	101	48	94	63	71	-0.02
	32	0	159	75	140	60	68	-0.01
	-13	-25	85	40	71	58	75	-0.01

Requirements and standards

- Complies with the UL 1812 requirements regulating the construction and installation of Heat Recovery Ventilators
- Complies with the CSA C22.2 no. 113 Standard applicable to ventilators
- Complies with the CSA F326 requirements regulating the installation of Heat Recovery Ventilators
- Technical data was obtained from published results of test relating to CSA C439 Standards
- HVI certified

Contacts

Submitted by: _____	Date: _____
Quantity: _____	Model: _____
Comments: _____	Project #: _____
Location: _____	
Architect: _____	
Engineer: _____	Contractor: _____

Distributed by:

United States 10048 Industrial Blvd. • Lenexa, KS 66215 • 1.800.747.1762 • www.fantech.net

Canada 50 Kanalfakt Way • Bouctouche, NB E4S 3M5 • 1.800.565.3548 • www.fantech.net

Fantech, reserves the right to modify, at any time and without notice, any or all of its products' features, designs, components and specifications to maintain their technological leadership position.



fantech[®]
a systemair company